

TANGER MED

KEY FIGURES
2024

TANGER MED GROUP

Tanger Med Group is a developer and operator of ports, logistics, and industrial platforms. It manages Tanger Med port complex, the leading port in the Mediterranean and Africa, and the primary import/export platform in Morocco. Through "Marsa Maroc," it also operates 25 container and bulk terminals. The total volume handled by the Group amounts to 187 million tons of cargo and 11.44 million TEUs.

The Group also develops and manages over 3,000 hectares of economic activity zones, hosting more than 1,400 companies that generated a turnover of 17.22 billion USD in 2024, across sectors such as automotive, aerospace, textile, agribusiness, and logistics.

KEY FIGURES 2024

187 M (T)

OVERALL
TONNAGE

11.44 M TEU

TOTAL
CONTAINERS

3 000 HA

OF DEVELOPED
ZONES

17.22 b USD

BUSINESS VOLUME
GENERATED BY THE
ACTIVITY ZONES

1 400

COMPANIES

130 000

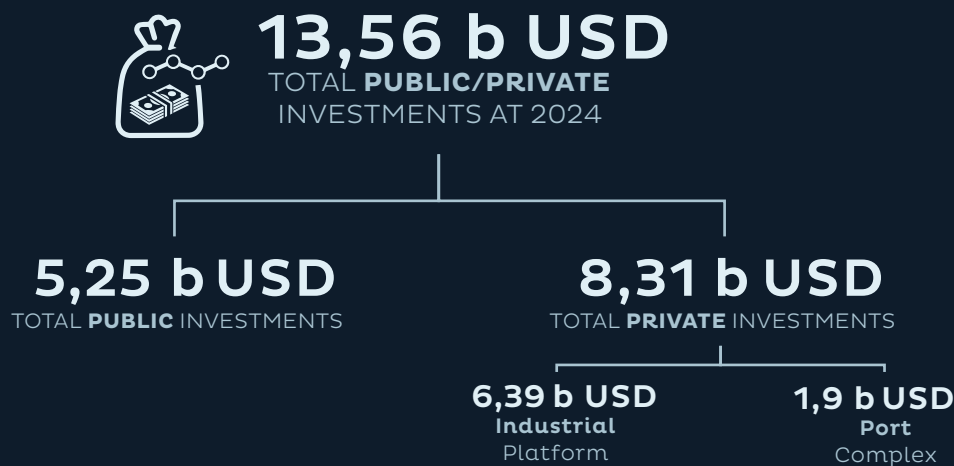
JOBS
CREATED

1 135 M USD

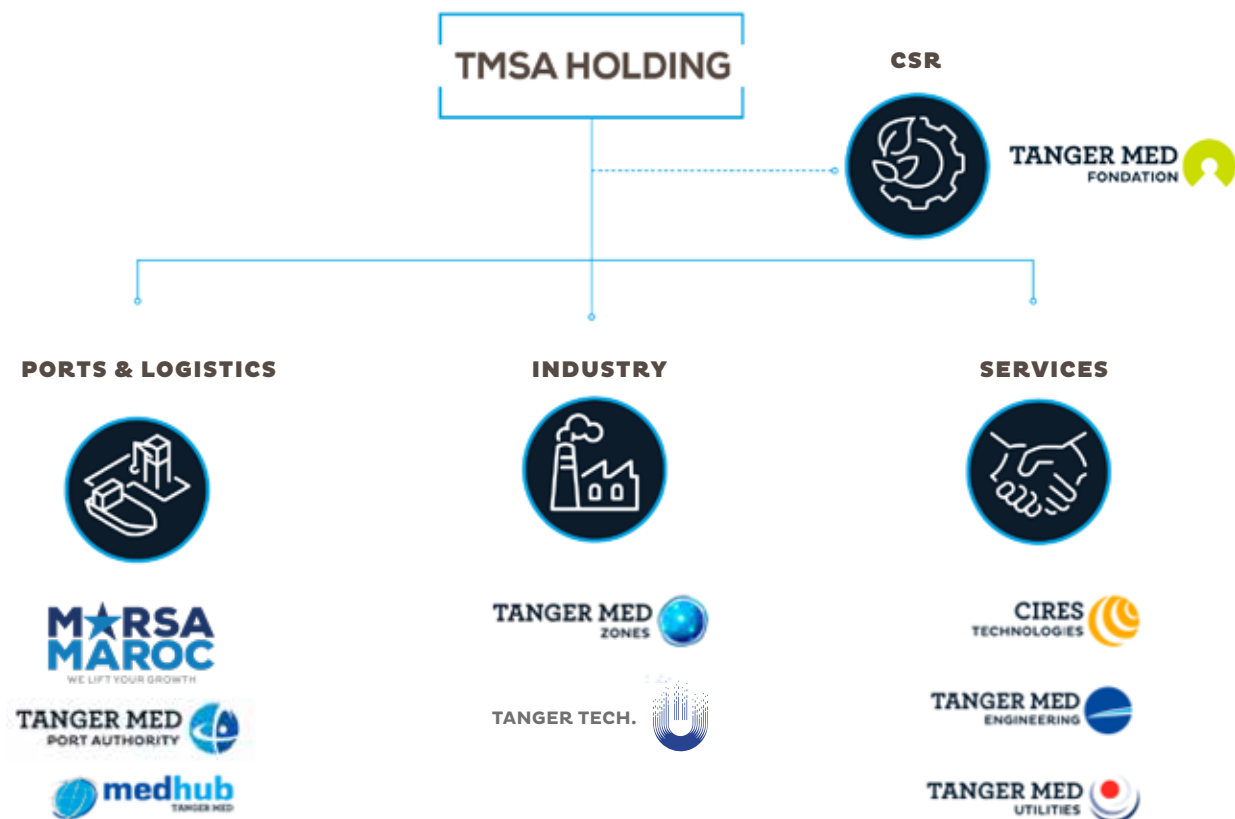
CONSOLIDATED
TURNOVER



INVESTMENT PUBLIC/PRIVATE



ORGANIZATION OF THE GROUP'S CLUSTERS



PORTS & LOGISTICS



MARSA MAROC



RANKING

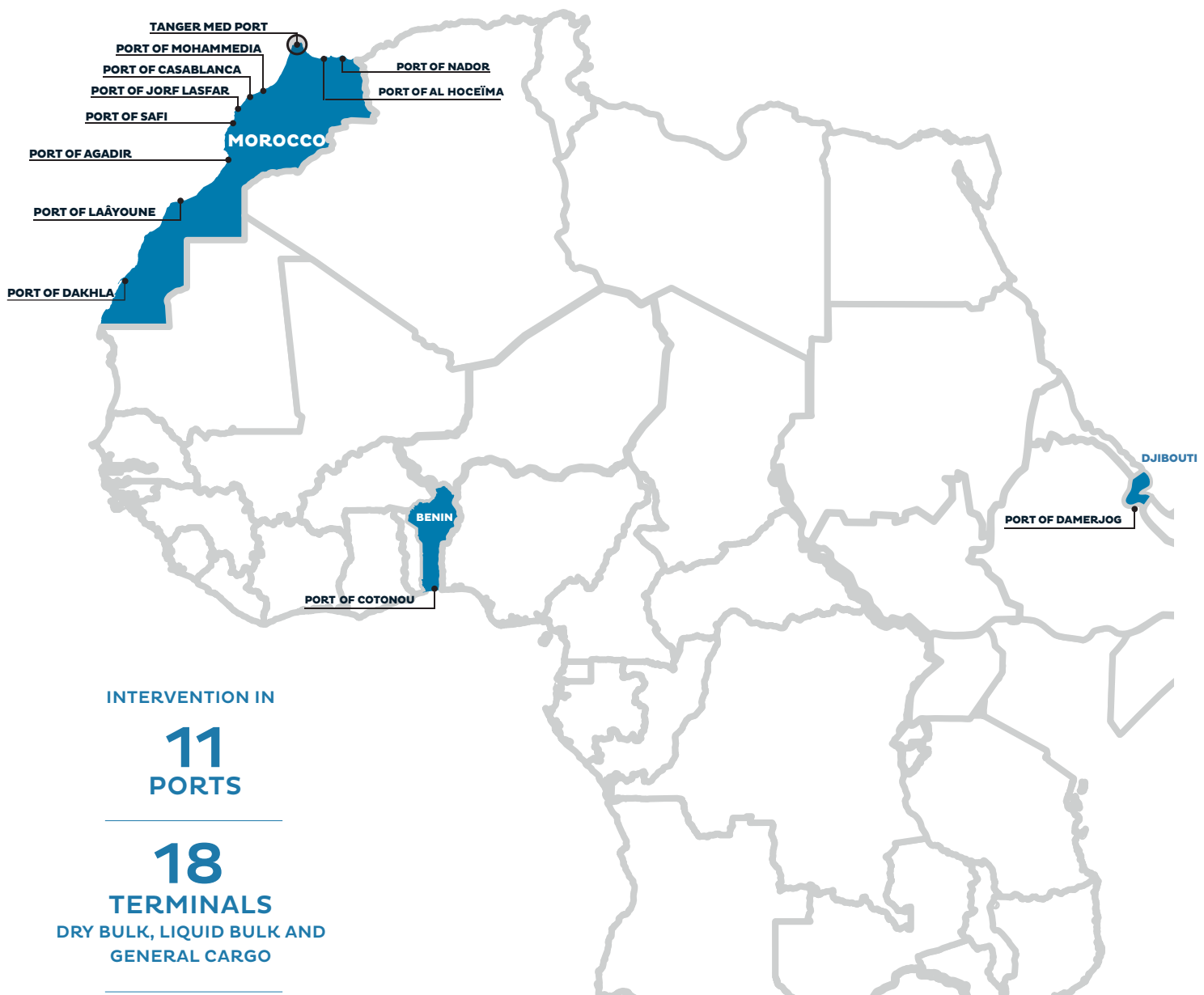
1st

NATIONAL PORT OPERATOR

4th

LARGEST CONTAINER
TERMINAL OPERATOR IN AFRICA

A MULTI-SITE PRESENCE



INTERVENTION IN

11
PORTS

18

TERMINALS

DRY BULK, LIQUID BULK AND
GENERAL CARGO

4

CONTAINER
TERMINALS

4

RO-RO/ PASSENGERS
TERMINALS

PERFORMANCE REVIEW 2024



63

MILLION TONS
OVERALL TONNAGE
+11% COMPARED WITH 2023



2,898,779

TEUs*
CONTAINER ACTIVITY
+13% COMPARED WITH 2023



24,513

TRUCKS
+4% COMPARED WITH 2023



102,806

NEW VEHICLES
+8% COMPARED WITH 2023



10.7

MILLION TONS
LIQUID BULK
+11% COMPARED WITH 2023



21.7

MILLION TONS
SOLID BULK
+9% COMPARED WITH 2023



9,116

TOTAL CALLS
+15% COMPARED WITH 2023

* Twenty-foot Equivalent Unit



PORT COMPLEX



RANKING

1ST
NATIONAL LOGISTICS
PLATFORM

1ST
CONTAINER PORT IN
AFRICA
(8th Consecutive Year)

1ST
CONTAINER PORT IN THE
MEDITERRANEAN
(5th Consecutive Year)

17TH/500
CONTAINER PORT WORLDWIDE
(AlphaLiner Ranking)

3RD
MOST EFFICIENT CONTAINER PORT
WORLDWIDE
(The World Bank / S&P Global Market Intelligence)

WEEKLY MARITIME CONNECTIONS TO MORE THAN 180 PORTS AND 70 COUNTRIES



DISTRIBUTION OF CONTAINER TRAFFIC IN TONNAGE BY GEOGRAPHICAL AREA



PERFORMANCE REVIEW 2024



142
MILLION TONS
OVERALL TONNAGE
+16,2% COMPARED TO 2023



10 241 392
TEUs*
CONTAINERS ACTIVITY
+18,8% COMPARED TO 2023



516 842
TRUCKS ACTIVITY
+8,1% COMPARED TO 2023



600 872
NEW VEHICLES
+4% COMPARED TO 2023



7 640 524
TONS
LIQUID BULK ACTIVITY
-22% COMPARED TO 2023




584 945
TONS
SOLID BULK ACTIVITY
+1% COMPARED TO 2023




3 047 387
PASSENGERS
+13% COMPARED TO 2023



17 479
TOTAL NUMBER OF CALLS
+3,42% COMPARED TO 2023
INCLUDING
1217 MEGA-SHIPS
(> 290 m)



MEDHUB



200 HA OF LOGISTICS ZONES

MAIN ACTIVITIES

- Value-added logistics activities such as consolidation, supply and distribution
- Preparation of orders, warehousing, packaging, labeling, assembling and quality inspection
- Direct logistics exchanges with more than **100 COUNTRIES** worldwide

THE LOGISTICS ZONE'S CLIENTS

3PL'S OPERATORS



MULTINATIONALS



| PORT'S LOGISTICS ZONE

PERFORMANCE REVIEW 2024



+10%

LOGISTICS FLOWS
62,666 UNITS
(CONTAINERS AND TRUCKS)



+14%

BUSINESS VOLUME
GENERATED BY THE LOGISTICS ZONE
4.55 b USD



100

COUNTRIES CONNECTED
VIA TANGER MED PORT




100

LOGISTIANS/DISTRIBUTORS
ESTABLISHED



DEVELOPED AND
OPERATIONAL LAND
200 HA



INDUSTRY



INDUSTRIAL PLATFORM



LARGEST INDUSTRIAL
PLATFORM IN AFRICA

9 ACTIVITY ZONES

PORTFOLIO OF TANGER MED'S INDUSTRIAL PLATFORM



SECTORS OF ACTIVITY

OEM

GROUPE RENAULT

ELECTRONICS



AERONAUTICS



AUTOMOTIVE



PARAMEDICAL



CROSS FUNCTIONAL INDUSTRIES



TEXTILE



SERVICES



RETAIL



PERFORMANCE REVIEW

2024



PRIVATE INVESTMENTS
IN 2024

1,006 M USD



NEW PROJECTS

99



BUSINESS VOLUME
GENERATED BY ACTIVITY ZONES

17.22 b USD



NEW EXPANSIONS

21



DEVELOPED AREA

3,000 HA



RENTAL WAREHOUSES

341,455 m²



ESTABLISHED COMPANIES

1,400



LOGISTICS FLOWS

562,396




NEW JOBS CREATED
IN 2024

14,034



TOTAL JOBS CREATED
TO-DATE

130,000



SERVICES



SERVICES



TECHNOLOGIES

EXPERTISE

- DIGITAL FACTORY
- CONNECTIVITY
- CLOUD SERVICES
- SECURITY
- CYBER-SECURITY

MARKET SEGMENT

- PORTS
- AIRPORTS
- CITIES
- INDUSTRIAL & LOGISTICS ZONES

ENGINEERING

EXPERTISE

- CONSULTING AND EXPERTISE
- ENGINEERING AND DESIGN
- INSPECTION AND MONITORING
- MAINTENANCE AND ASSET MANAGEMENT
- COORDINATION, PROJECT MANAGEMENT AND TECHNICAL ASSISTANCE

MARKET SEGMENT

- PORTS
- INDUSTRIAL & LOGISTICS ZONES

UTILITIES

EXPERTISE

- RENEWABLE ENERGY
- ENERGY EFFICIENCY
- ELECTRICAL AND MULTITECHNIQUE MAINTENANCE
- WATER AND SANITATION
- ENVIRONMENT AND WASTE MANAGEMENT
- SHIP SERVICES

MARKET SEGMENT

- PORTS
- INDUSTRIAL & LOGISTICS ZONES

PERFORMANCE INDICATORS IN 2024

TECHNOLOGIES



90 Experts
In security, networks,
and development



200 Strategic projects



6 Innovative solutions
developed
(PSI, TracUp, RidUp...)



National radio operator
3RP TETRA



2 Strategic Centers
SOC (Security Operations Center)
& **NOC (Network Operations Center)**

ENGINEERING



45 African
ports supported



1200 ha
of port terminals
supervised



12 000 m
of quay length
constructed



700 000 m²
of logistics and industrial
buildings constructed



3000 ha
of logistics and industrial
platforms developed

UTILITIES



17 569 T
of waste collected,
equivalent to 52 T/day



452 Gwh
of distributed energy



1,52 Million m³
of water distributed



840,000 m³
of treated wastewater



2,03 Gwh
of energy produced



SOCIAL



Since 2008, Tanger Med Foundation has led over **1,136 PROJECTS** of territory development, fostering **685,470 BENEFICIARIES**.

In 2024, it concluded more than **80 CONVENTIONS** covering its various lines of action.

TANGER MED

KEY FIGURES
2024

www.tangermed.ma

