



# TANGER MED

KEY FIGURES  
2024

# TANGER MED GROUP

Tanger Med Group is a developer and operator of ports, logistics, and industrial platforms. It manages Tanger Med port complex, the leading port in the Mediterranean and Africa, and the primary import/export platform in Morocco. Through "Marsa Maroc," it also operates 25 container and bulk terminals. The total volume handled by the Group amounts to 187 million tons of cargo and 11.44 million TEUs.

The Group also develops and manages over 3,000 hectares of economic activity zones, hosting more than 1,400 companies that generated a turnover of 17.22 billion USD in 2024, across sectors such as automotive, aerospace, textile, agribusiness, and logistics.

## KEY FIGURES 2024

**187 M (T)**

OVERALL  
TONNAGE

**11.44 M TEU**

TOTAL  
CONTAINERS

**3 000 HA**

OF DEVELOPED  
ZONES

**17.22 b USD**

BUSINESS VOLUME  
GENERATED BY THE  
ACTIVITY ZONES

**1 400**

COMPANIES

**130 000**

JOBS  
CREATED

**1 135 M USD**

CONSOLIDATED  
TURNOVER



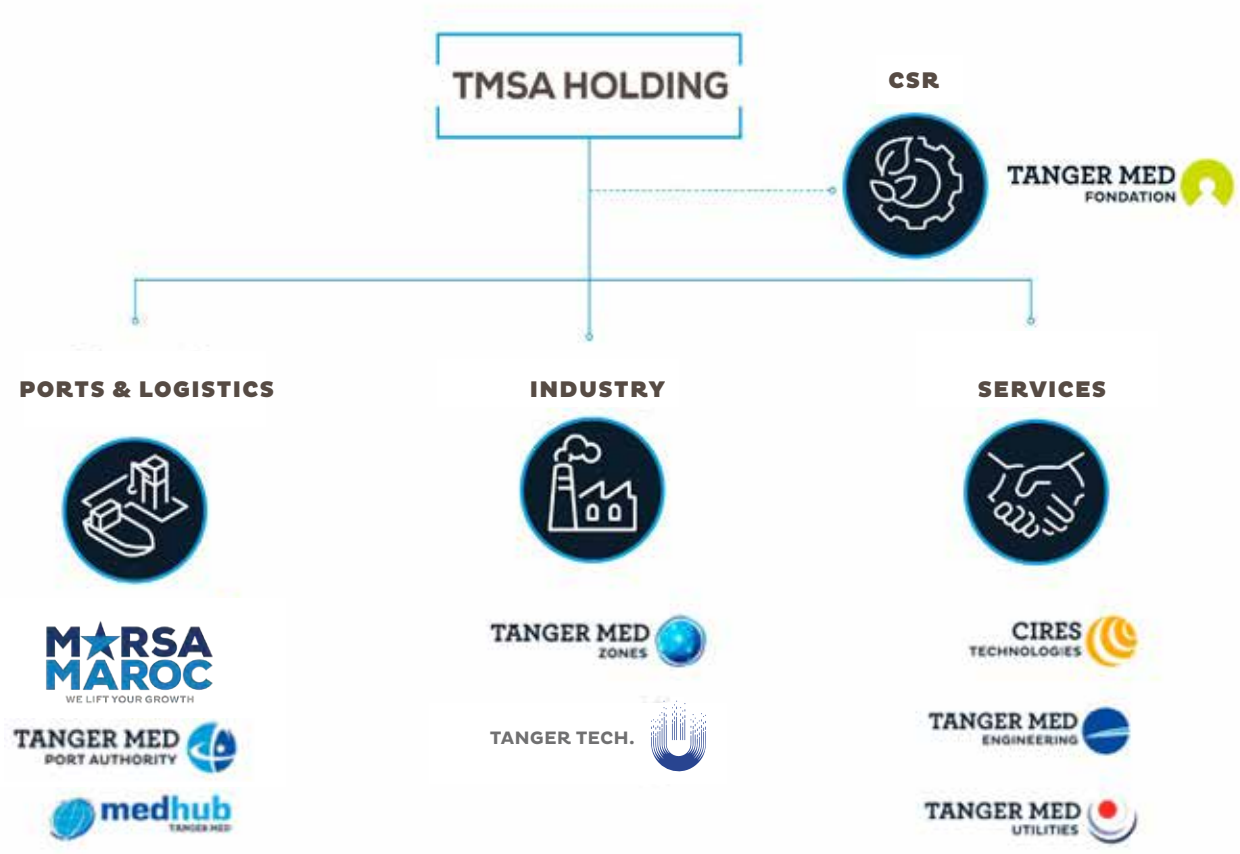
# INVESTMENT PUBLIC/PRIVATE



**13,56 b USD**  
TOTAL **PUBLIC/PRIVATE**  
INVESTMENTS AT 2024



## ORGANIZATION OF THE GROUP'S CLUSTERS





# PORTS & LOGISTICS





# MARSA MAROC



## RANKING

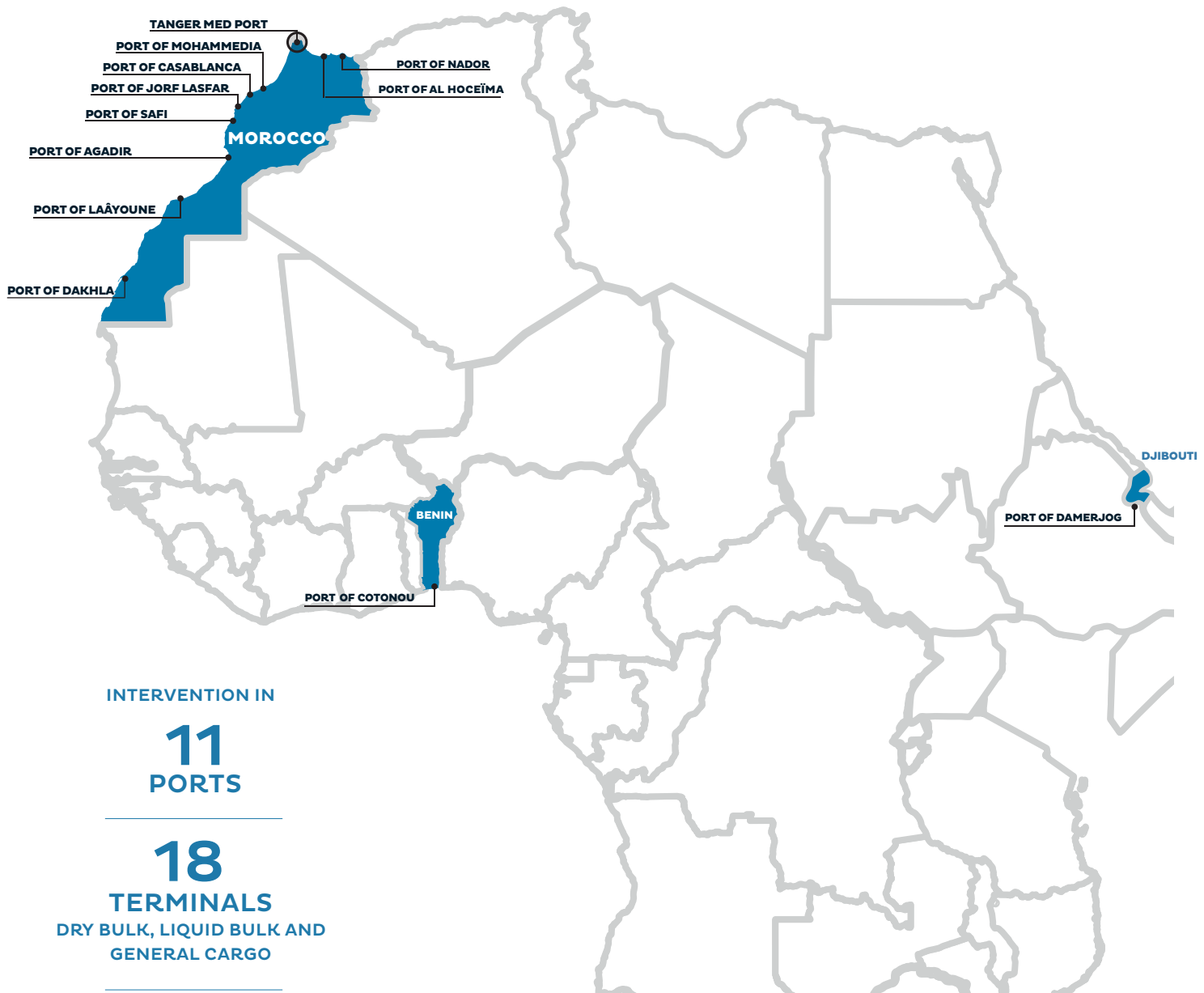
1<sup>st</sup>

NATIONAL PORT OPERATOR

4<sup>th</sup>

LARGEST CONTAINER  
TERMINAL OPERATOR IN AFRICA

## A MULTI-SITE PRESENCE



INTERVENTION IN

**11**  
PORTS

**18**

TERMINALS

DRY BULK, LIQUID BULK AND  
GENERAL CARGO

**4**

CONTAINER  
TERMINALS

**4**

RO-RO/ PASSENGERS  
TERMINALS

# PERFORMANCE REVIEW 2024



**63**

MILLION TONS  
OVERALL TONNAGE  
+11% COMPARED WITH 2023



**2,898,779**

TEUs\*  
CONTAINER ACTIVITY  
+13% COMPARED WITH 2023



**24,513**

TRUCKS  
+4% COMPARED WITH 2023



**102,806**

NEW VEHICLES  
+8% COMPARED WITH 2023



**10.7**

MILLION TONS  
LIQUID BULK  
+11% COMPARED WITH 2023



**21.7**

MILLION TONS  
SOLID BULK  
+9% COMPARED WITH 2023



**9,116**

TOTAL CALLS  
+15% COMPARED WITH 2023

\* Twenty-foot Equivalent Unit





# PORT COMPLEX



## RANKING

**1<sup>ST</sup>**  
NATIONAL LOGISTICS  
PLATFORM

**1<sup>ST</sup>**  
CONTAINER PORT IN  
AFRICA  
(8<sup>th</sup> Consecutive Year)

**1<sup>ST</sup>**  
CONTAINER PORT IN THE  
MEDITERRANEAN  
(5<sup>th</sup> Consecutive Year)

**17<sup>TH</sup>/500**  
CONTAINER PORT WORLDWIDE  
(Alphaliner Ranking)

## WEEKLY MARITIME CONNECTIONS TO MORE THAN 180 PORTS AND 70 COUNTRIES



### DISTRIBUTION OF CONTAINER TRAFFIC IN TONNAGE BY GEOGRAPHICAL AREA





# PERFORMANCE REVIEW 2024



**142**  
MILLION TONS  
OVERALL TONNAGE  
+16,2% COMPARED TO 2023



**10 241 392**  
TEUs\*  
CONTAINERS ACTIVITY  
+18,8% COMPARED TO 2023



**516 842**  
TRUCKS ACTIVITY  
+8,1% COMPARED TO 2023



**600 872**  
NEW VEHICLES  
+4% COMPARED TO 2023



**7 640 524**  
TONS  
LIQUID BULK ACTIVITY  
-22% COMPARED TO 2023



**584 945**  
TONS  
SOLID BULK ACTIVITY  
+1% COMPARED TO 2023



**3 047 387**  
PASSENGERS  
+13% COMPARED TO 2023




**17 479**  
TOTAL NUMBER OF CALLS  
+3,42% COMPARED TO 2023  
INCLUDING  
**1217** MEGA-SHIPS  
(> 290 m)







# MEDHUB



**200 HA** OF LOGISTICS ZONES

---

## MAIN ACTIVITIES

- Value-added logistics activities such as consolidation, supply and distribution
- Preparation of orders, warehousing, packaging, labeling, assembling and quality inspection
- Direct logistics exchanges with more than **100 COUNTRIES** worldwide

## THE LOGISTICS ZONE'S CLIENTS

### 3PL'S OPERATORS



### MULTINATIONALS





| PORT'S LOGISTICS ZONE

# PERFORMANCE REVIEW 2024



**+10%**

LOGISTICS FLOWS  
**62,666 UNITS**  
(CONTAINERS AND TRUCKS)



**+14%**

BUSINESS VOLUME  
GENERATED BY THE LOGISTICS ZONE  
**4.55 b USD**



**100**

COUNTRIES CONNECTED  
VIA TANGER MED PORT




**100**

LOGISTIANS/DISTRIBUTORS  
ESTABLISHED



DEVELOPED AND  
OPERATIONAL LAND  
**200 HA**





# INDUSTRY





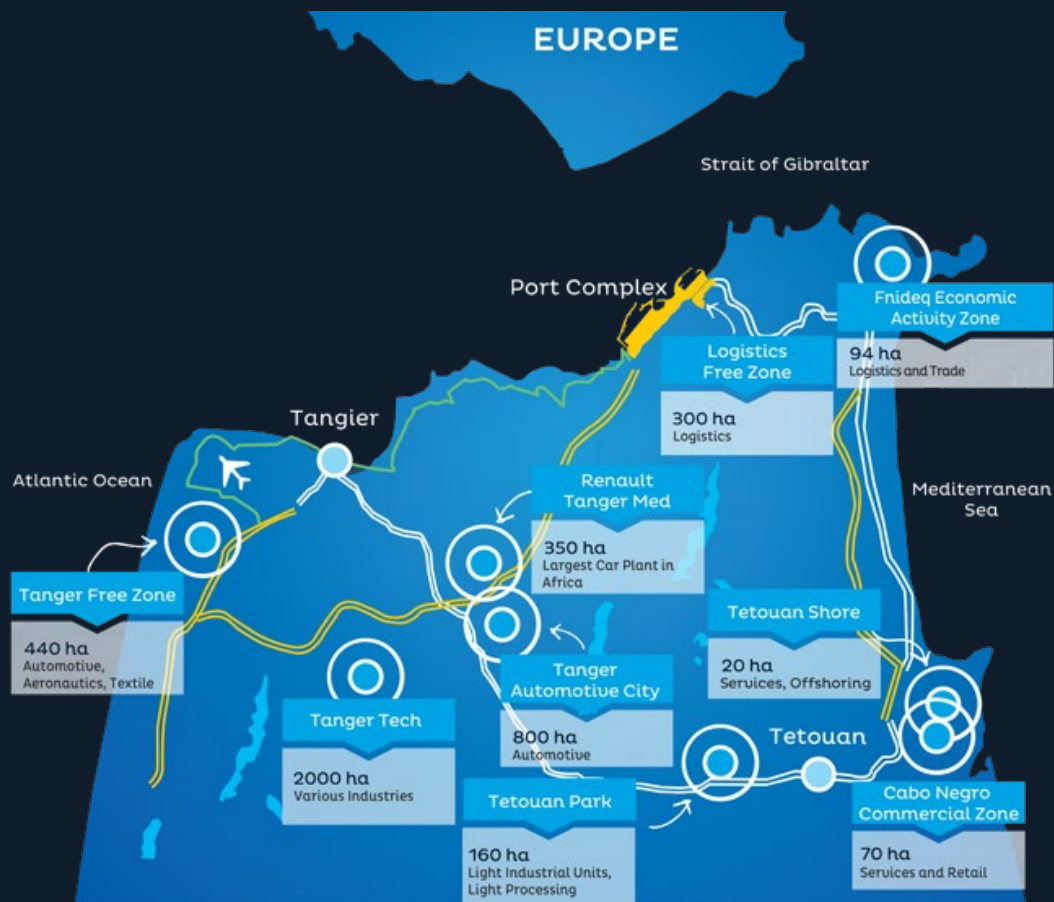
# INDUSTRIAL PLATFORM



LARGEST INDUSTRIAL  
PLATFORM IN AFRICA

9 ACTIVITY ZONES

# PORTFOLIO OF TANGER MED'S INDUSTRIAL PLATFORM



## SECTORS OF ACTIVITY

### OEM

**GROUPE RENAULT**

### ELECTRONICS



### AERONAUTICS



### AUTOMOTIVE



### PARAMEDICAL



### CROSS FUNCTIONAL INDUSTRIES



### TEXTILE



### SERVICES



### RETAIL





# PERFORMANCE REVIEW 2024



PRIVATE INVESTMENTS  
IN 2024  
**1,006 M USD**



NEW PROJECTS  
**99**



BUSINESS VOLUME  
GENERATED BY ACTIVITY ZONES  
**17.22 b USD**



NEW EXPANSIONS  
**21**



DEVELOPED AREA  
**3,000 HA**



RENTAL WAREHOUSES  
**341,455 m<sup>2</sup>**



ESTABLISHED COMPANIES  
**1,400**



LOGISTICS FLOWS  
**562,396**




NEW JOBS CREATED  
IN 2024  
**14,034**



TOTAL JOBS CREATED  
TO-DATE  
**130,000**





# SERVICES





# SERVICES



## TECHNOLOGIES

### EXPERTISE

- DIGITAL FACTORY
- CONNECTIVITY
- CLOUD SERVICES
- SECURITY
- CYBER-SECURITY

### MARKET SEGMENT

- PORTS
- AIRPORTS
- CITIES
- INDUSTRIAL & LOGISTICS ZONES

## ENGINEERING

### EXPERTISE

- CONSULTING AND EXPERTISE
- ENGINEERING AND DESIGN
- INSPECTION AND MONITORING
- MAINTENANCE AND ASSET MANAGEMENT
- COORDINATION, PROJECT MANAGEMENT AND TECHNICAL ASSISTANCE

### MARKET SEGMENT

- PORTS
- INDUSTRIAL & LOGISTICS ZONES

## UTILITIES

### EXPERTISE

- RENEWABLE ENERGY
- ENERGY EFFICIENCY
- ELECTRICAL AND MULTITECHNIQUE MAINTENANCE
- WATER AND SANITATION
- ENVIRONMENT AND WASTE MANAGEMENT
- SHIP SERVICES

### MARKET SEGMENT

- PORTS
- INDUSTRIAL & LOGISTICS ZONES

# PERFORMANCE INDICATORS IN 2024

## TECHNOLOGIES



**90 Experts**  
In security, networks,  
and development



**200 Strategic projects**



**6 Innovative solutions**  
developed  
(PSI, TracUp, RidUp...)



**National radio operator**  
**3RP TETRA**



**2 Strategic Centers**  
SOC (Security Operations Center)  
& NOC (Network Operations Center)

## ENGINEERING



**45 African**  
ports supported



**1200 ha**  
of port terminals  
supervised



**12 000 m**  
of quay length  
constructed



**700 000 m<sup>2</sup>**  
of logistics and industrial  
buildings constructed



**3000 ha**  
of logistics and industrial  
platforms developed

## UTILITIES



**17 569 T**  
of waste collected,  
equivalent to 52 T/day



**452 Gwh**  
of distributed energy



**1,52 Million m<sup>3</sup>**  
of water distributed



**840,000 m<sup>3</sup>**  
of treated wastewater



**2,03 Gwh**  
of energy produced





# SOCIAL



Since 2008, Tanger Med Foundation has led over **1,136 PROJECTS** of territory development, fostering **685,470 BENEFICIARIES**.

In 2024, it concluded more than **80 CONVENTIONS** covering its various lines of action.

# TANGER MED

KEY FIGURES  
2024

[www.tangermed.ma](http://www.tangermed.ma)

